

Financials at a Glance

10 YEARS' PERFORMANCE

[Mio INR]

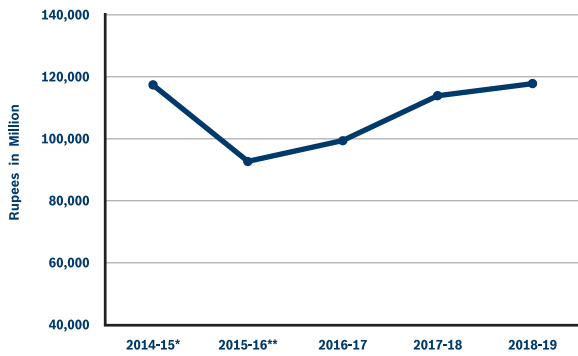
	2018-19	2017-18	2016-17	2015-16**	2014-15*	2013	2012	2011	2010	2009
Sales	117,818	112,108	99,426	92,725	117,414	85,151	84,172	79,295	66,305	47,498
Of which Export Sales	8,999	10,346	8,240	8,712	14,625	10,578	9,402	10,344	8,461	5,855
Profit Before Tax	23,410	20,406	20,944	20,824	19,559	12,566	13,462	15,740	12,028	7,934
Less: Provision for tax on Income	7,430	6,698	6,503	5,701	6,182	3,719	3,879	4,513	3,439	2,028
Profit After Tax	15,980	13,708	14,441	15,123	13,377	8,847	9,583	11,227	8,589	5,906
Profit from Discontinued Operations	-	-	2,970	191	-	-	-	-	-	-
Items of OCI recognised directly in retained earnings	157	167	(109)	39	-	-	-	-	-	-
Profit before appropriation	16,137	13,875	17,302	15,353	13,377	8,847	9,583	11,227	8,589	5,906
Paid -up Capital	295	305	305	314	314	314	314	314	314	314
Reserves (other than other reserves)	82,917	92,298	81,729	90,583	73,156	62,629	55,419	46,970	40,666	33,538
Net Worth	83,212	92,603	82,034	90,897	73,470	62,943	55,733	47,284	40,980	33,852
Net block of Fixed Assets	10,108	11,411	13,194	11,487	9,800	9,381	8,633	5,917	4,360	5,133
Additions to Gross Block	2,612	2,757	6,485	5,732	5,757	4,581	6,375	4,423	1,776	2,121
Earning per Share (INR)	525	449	465	482	426	282	305	358	274	187

* 2014-15 represents fifteen months period starting from January 2014 to March 2015.

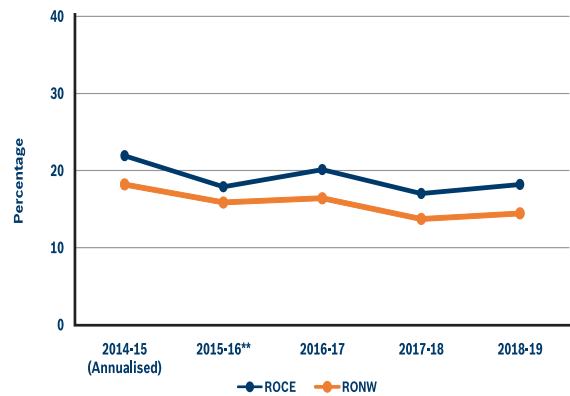
** 2015-16 figures are restated for Ind AS and discontinued operation relating to Starters and Generators business. Previous years' figures have been recast/regrouped wherever necessary.

Financial Graphs

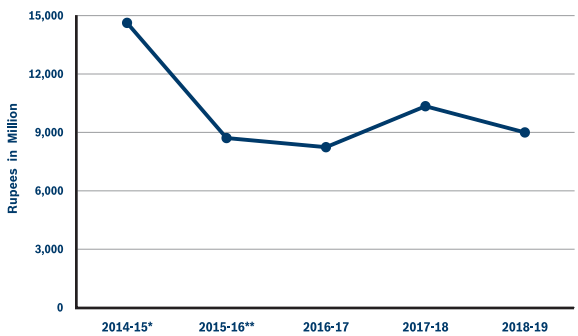
Net Sales



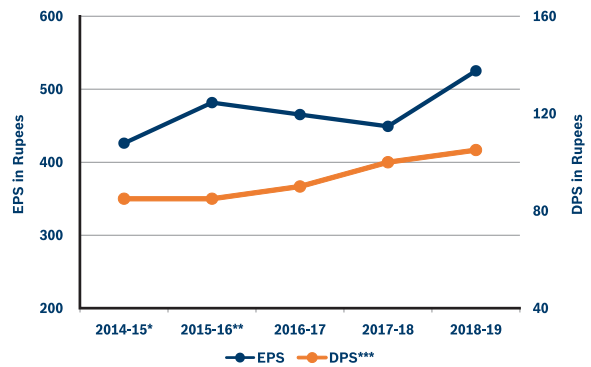
Return on Capital Employed (ROCE) Return on Net Worth (RONW)



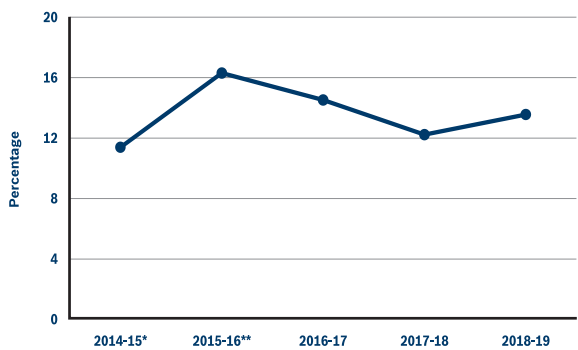
Exports



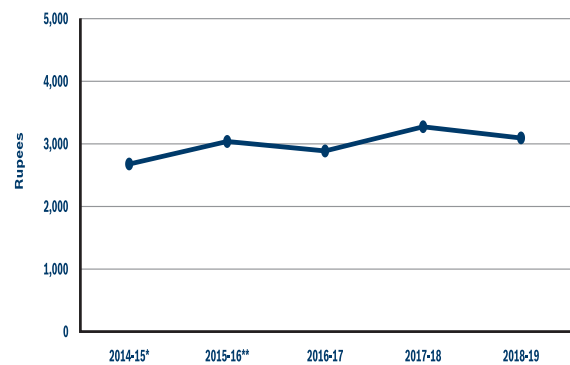
Earnings Per Share (EPS) Dividend Per Share (DPS)



Profit after Tax (PAT) as a % of Sales



Book Value per share

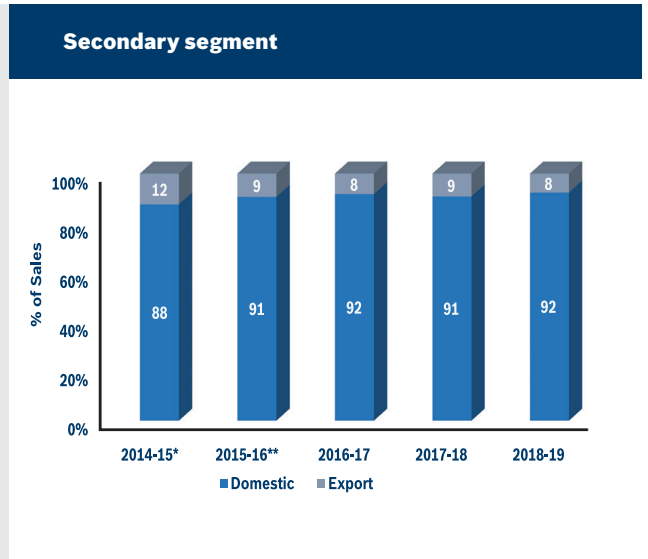
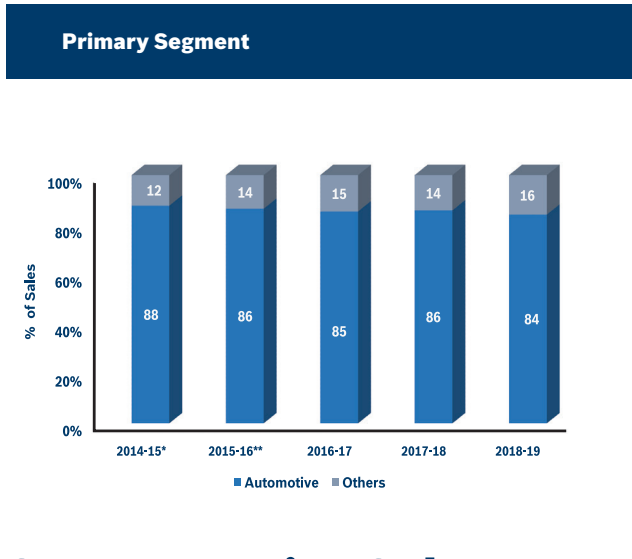


* 2014-15 represents fifteen months period starting from January 01, 2014 to March 31, 2015.

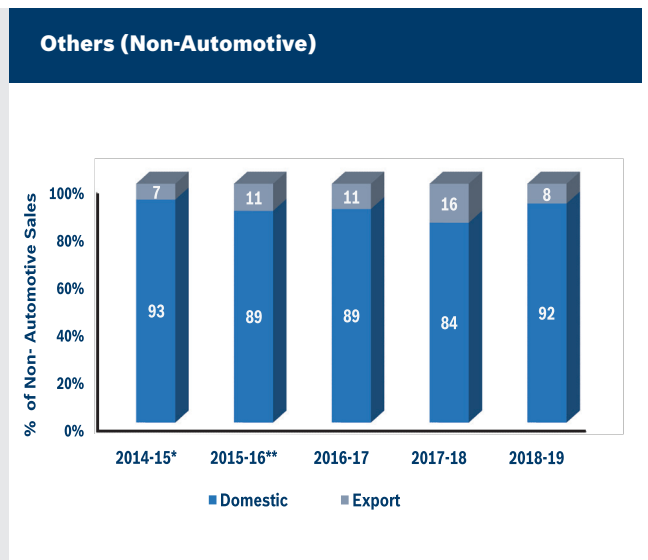
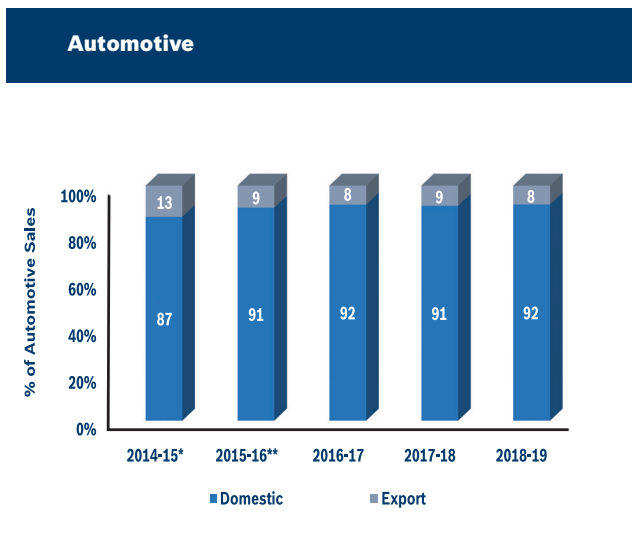
** Re-stated on account of sale of the Starter Motors and Generators business with effect from August 01, 2016 and adoption of Ind AS.

*** Excludes Special Dividend.

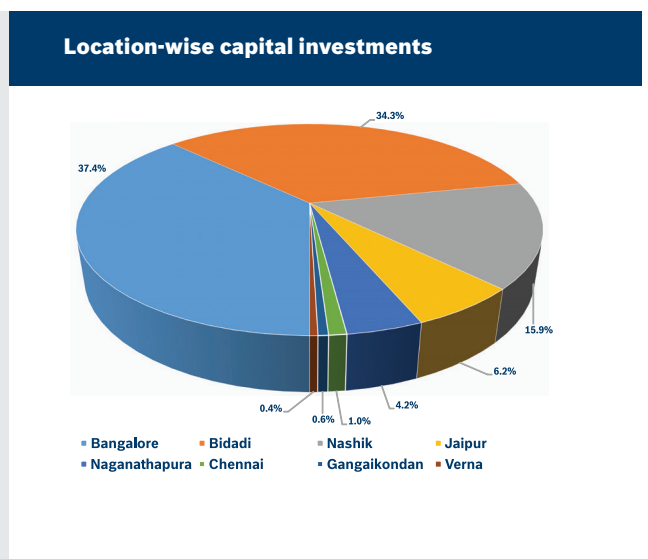
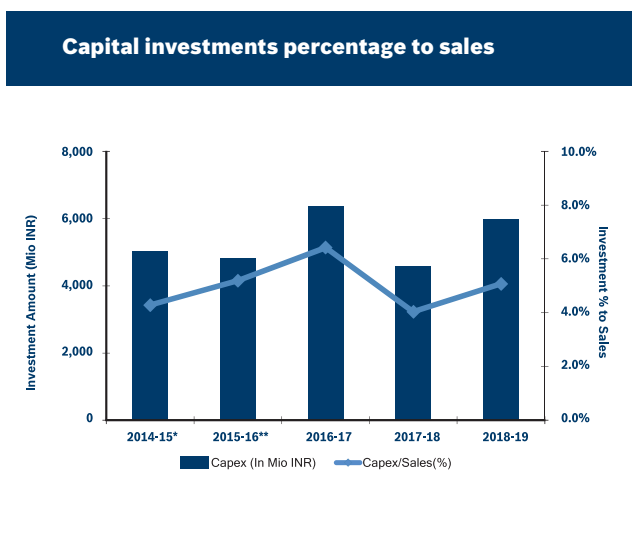
Sales Performance



Segment-Wise Sales



Capital Investments



* 2014-15 represents fifteen months period starting from January 2014 to March 2015

** Re-stated on account of sale of the Starter Motors and Generators business with effect from August 01, 2016 and adoption of Ind AS.